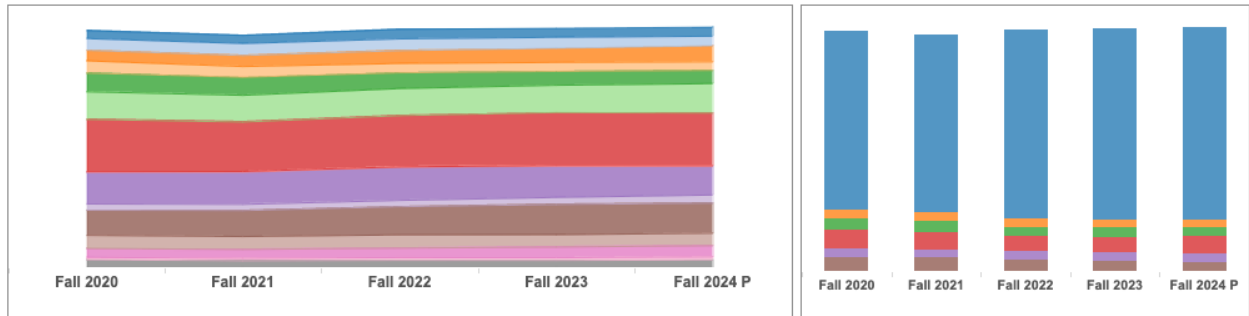


Florida Agricultural & Mechanical University (FAMU)
 School of Architecture & Engineering Technology
 Architecture Faculty Meeting
 Tuesday, March 25, 2025

AGENDA

SAET Program Directors

1. Your Time
2. Service Excellence/ Teaching
3. Service Excellence/ Advisement
4. ROI/ BOG Performance Metrics
5. ROI/ Strategic Plan/ Report
 - What were your 2024-25 priorities?
 - How many degrees will your program award in 2024-25 and 2025-26?
 - How many full-time students are enrolled in your program award in 2024-25 and 2025-26?



	Fall 2020	Fall 2021	Fall 2022	Fall 2023	Fall 2024 P
	9,179	8,994	9,228	9,269	9,313
Grand Total	9,179	8,994	9,228	9,269	9,313

DeSantis moves to create Florida's own DOGE to target college spending

The governor also suggested the department would eliminate what he called “ideological” curriculum and programming.

Published Feb. 25, 2025



Ben Unglesbee
Senior Reporter



Florida Gov. Ron DeSantis, above, created a state-level Department of Governmental Efficiency that he said would do a “deep dive” into college finances and operations. *Stephen Maturen / Stringer via Getty Images*

[Listen to the article](#) 4 min

Dive Brief:

- Florida Gov. Ron DeSantis wants a state-level version of the Elon Musk-led Department of Government Efficiency that would, among other things, scrutinize spending, staff and curriculum at Florida colleges and universities.
- DeSantis created Florida State Department of Governmental Efficiency, or Florida DOGE, via [executive order](#) Tuesday, saying in a [press conference](#) he wants the state to be as “lean and as efficient as possible.”
- The order directs Florida DOGE to work with state education officials to “eliminate unnecessary spending, programs, courses, staff, and any other inefficiencies within the State University System and the Florida College System.” The systems oversee 12 universities and 28 colleges, respectively.

Begin forwarded message:

From: "Singleton, Valeria R." <valeria.singleton@famu.edu>
Subject: FW: Meeting Summary for Council of Academic Deans Meeting
Date: March 21, 2025 at 9:19:55AM EDT

FYI.



NEW

Meeting summary with AI Companion now supports additional languages in preview.

[Learn More](#)

Meeting summary for Council of Academic Deans Meeting (03/20/2025)

Quick recap

The meeting focused on various topics including the performance-based funding metrics, the importance of tracking graduate employment and wages, and the need for innovative programs. There were discussions on improving the use of Canvas, the learning management system, among faculty and students, and the importance of student success as the top priority for the university. The meeting also covered updates on the financial aid assessment, the upcoming spring preview event, and the transfer portal and its impact on the admissions process.

Next steps

- Deans to review and **implement consistent use of Canvas for all courses** in their colleges/schools.
- Deans to address and prevent **unauthorized class cancellations by faculty**.
- Deans to align their activities and priorities with the 5 strategic buckets outlined by Provost Watson.
- Deans to review and optimize use of staff and leadership teams to focus on high-impact priorities.
- Dr. Jones and SPAE team to provide data dashboards to colleges/schools for tracking key metrics.
- Deans to implement regular progress review meetings with their teams on strategic priorities.
- Deans to ensure accountability for strategic priorities through **performance evaluations and regular check-ins**.
- Academic Affairs to provide training and timely information to support Deans' efficiency and impact.
- Deans to identify redundant or **low-impact activities that can be streamlined or eliminated**.
- Deans to **focus on student success metrics including retention, persistence, and graduation rates**.
- Deans to **evaluate curriculum relevance and address bottlenecks in their programs**.
- Deans to collaborate and share best practices without the Provost present.

- Deans to take ownership of student and faculty recruitment for their colleges/schools.
 - Academic Affairs to develop professional development opportunities for department chairs and associate/assistant deans.
 - Ms. Ivory in the Teaching and Learning Center to provide Canvas training for faculty.
-

Summary

Team Updates and Performance Metrics

In the meeting, Allyson welcomed new team members and encouraged them to stay within time constraints. Pierre shared a positive update about two students visiting the campus and their admission to a medical school. Allyson apologized for a format issue with the Council and asked for flexibility. She also acknowledged birthdays and special milestones, including Dr. Hyman's achievement of doubling the number of students studying abroad in a year. Allyson set a goal for a quarter of the student body to travel abroad by 2030. She then handed over to Dr. March Dallas to give her report from the United Faculty of Florida. Allyson also acknowledged the team's performance in the performance-based funding metrics, scoring 82 points. She encouraged the team to continue striving for excellence and highlighted areas where they could gain more points.

Tracking Graduate Employment and Wages

Allyson discusses the importance of tracking graduate employment and wages, explaining that Florida has a comprehensive system for monitoring career pathways. She emphasizes the need for public-private partnerships to ensure graduates find well-paying jobs, citing architecture graduates as an example of success. **The conversation then shifts to the importance of consistently improving performance metrics, particularly graduation rates, to maintain excellence points.** Allyson and other faculty members discuss strategies for offering **second 8-week courses** and addressing financial aid challenges to help students graduate on time. They explore potential solutions, including having students complete initial assignments to trigger financial aid for mid-semester courses.

Canvas Usage and Financial Aid Updates

The meeting began with Allyson discussing **the correlation between their canvas usage and class cancellation and its impact on their performance-based funding.** Juan then provided updates on the financial aid assessment and the upcoming spring preview event. He also mentioned the changes being made to the Recruitment Council. Allyson emphasized the importance of data and the need for innovative programs. Dr. Harris and Mathis discussed the Faculty Senate's efforts to secure additional resources and their work on curriculum review and approvals. Dr. Jones provided an update on the strategic planning and institutional effectiveness, highlighting the progress made and the need for continued improvement. Finally, Kelly Bickham from athletics and compliance discussed the transfer portal and its impact on the admissions process, as well as the real-time NCA benchmarks.

NCAA Transfer Portal Challenges

Kelly presents an overview of NCAA transfer portal windows and the challenges they pose for recruiting student-athletes. She explains that when the portal opens, thousands of names appear, and coaches must quickly identify potential recruits. As a mid-major institution, FAMU often has to wait longer in the process

compared to larger schools. Kelly highlights the issues with late enrollments, particularly in the spring semester, and suggests having designated advisors available for athletes during peak periods. She also discusses NCAA benchmarks for academic eligibility and the use of interdisciplinary studies and philosophy majors for transfer students to meet these requirements. The importance of timely minor requests and transfer credit evaluations is emphasized to ensure proper course counting for eligibility purposes.

Improving Canvas Usage for Faculty

The meeting focused on improving the use of Canvas, the learning management system, among faculty and students. It was noted that only 40% of faculty are using Canvas, and less than 50% have activated their Canvas shell. The Dean emphasized the importance of using Canvas for tracking student progress and grades, especially for high-achieving students who expect regular feedback. The Dean also discussed the need for a formal policy on using Canvas, and the possibility of adding it as a requirement for all faculty. The conversation ended with an exercise to identify the top 5 time commitments for each Dean, and a discussion on aligning efforts with the institution's strategic plan.

Interactive Poll Challenges Faculty Participation

Dr. Collins introduces an interactive poll for the meeting participants, but many faculty members experience technical difficulties accessing it. Dr. King provides alternative instructions to help everyone join, and some participants successfully enter using their Gmail accounts. The group discusses generational differences in technology use and plans for faculty training on digital tools. Despite ongoing issues for a few participants, most eventually access the poll, which asks about their research interests. The Provost emphasizes the importance of full participation and not leaving anyone behind.

Identifying Time-Consuming Areas for Improvement

The meeting discusses a survey of students' plans to return to FAMU, with 96% indicating they would return. Allyson then leads an exercise where participants identify their top 5 time-consuming areas and which require immediate attention. The group discusses how these areas align with strategic "buckets" such as service excellence, performance metrics, and Carnegie R1 status. Allyson emphasizes the importance of delegating tasks to focus on high-impact priorities. The discussion concludes with participants sharing how they measure progress, track metrics, and ensure accountability in these priority areas.

Prioritizing Student Success and Performance Metrics

Dr. Palm emphasizes the importance of student success as the top priority for the university. He encourages deans to focus on curriculum evaluation, retention, recruitment, and graduation rates. Dr. Palm suggests that deans should have a better understanding of their departments' performance metrics and share best practices among themselves. He also stresses the need for professional development of chairs and assistant deans to help run colleges and schools effectively. The provost, Dr. Watson, acknowledges the critical time for the university and the need to stay relevant in a competitive environment.

AI-generated content may be inaccurate or misleading. Always check for accuracy.

School of Architecture and Engineering Technology

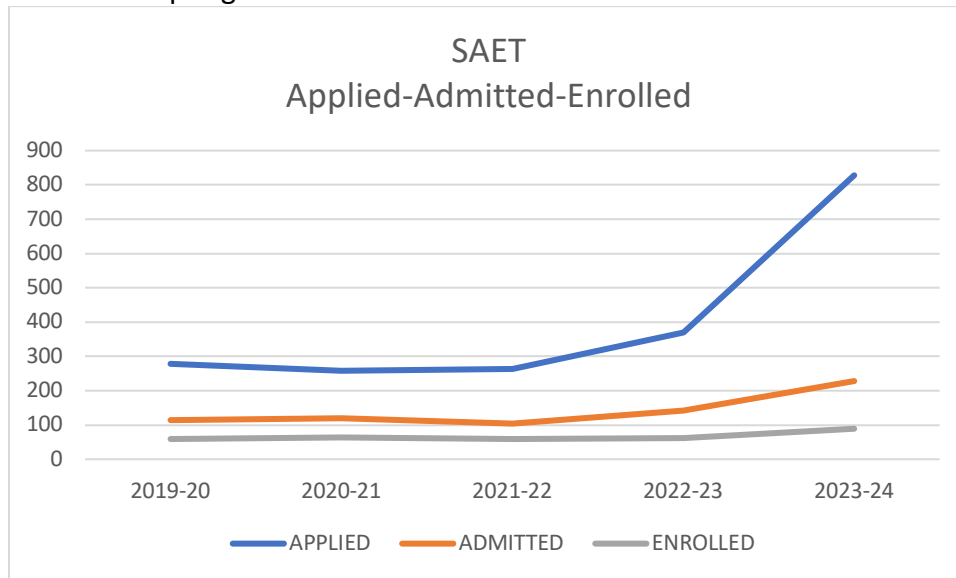
Outreach and Recruitment Summary

Fall 2023- Spring 2024

Contents

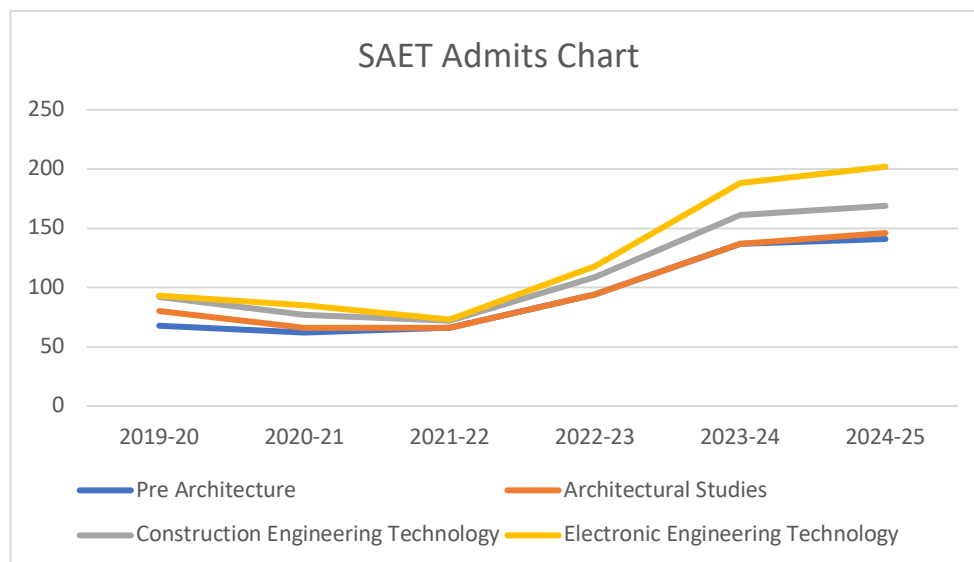
Admits w/Admissions Deposits by Florida, Georgia Counties and Other States	6
Florida Counties.....	6
Georgia Counties.....	6
Other States	6
Florida County Map	7
Expenditures	8
Summary	8
Pcard Expenditures	8
Recruitment Material Expenditures	8
Outreach And Recruitment Activities 2023-2024	10
Ratings Definition	12
Rating Recommendation(s)	12

Listed and charted below represent the applied, admitted and enrollment data over the past five years. Enrollment data for Fall 2024-Spring 2025 is not available at this moment.

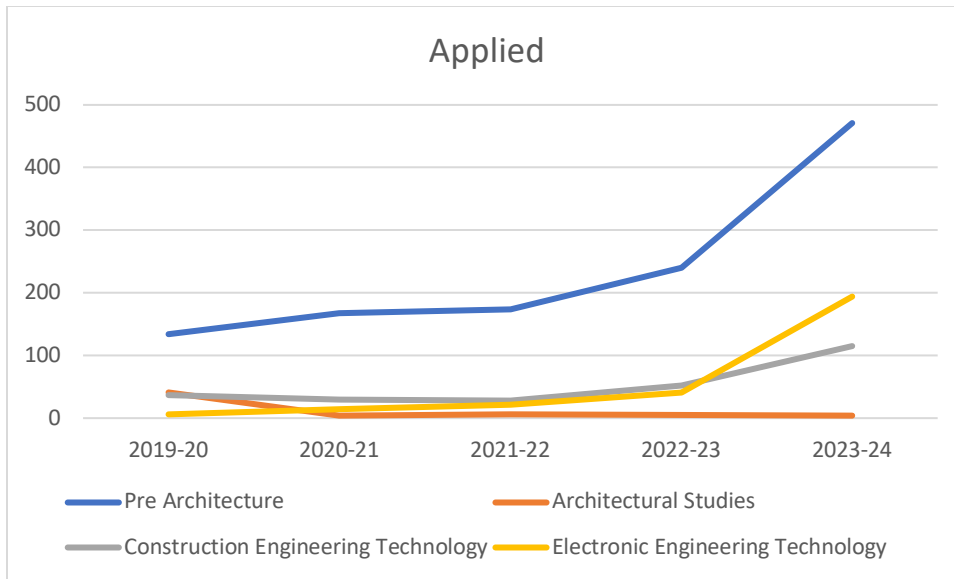


Sch of Arch & Eng Technology	2019-20	2020-21	2021-22	2022-23	2023-24	2024-25
APPLIED	279	258	264	369	828	TBD
ADMITTED	114	120	104	142	228	TBD
ENROLLED	59	64	59	61	89	TBD

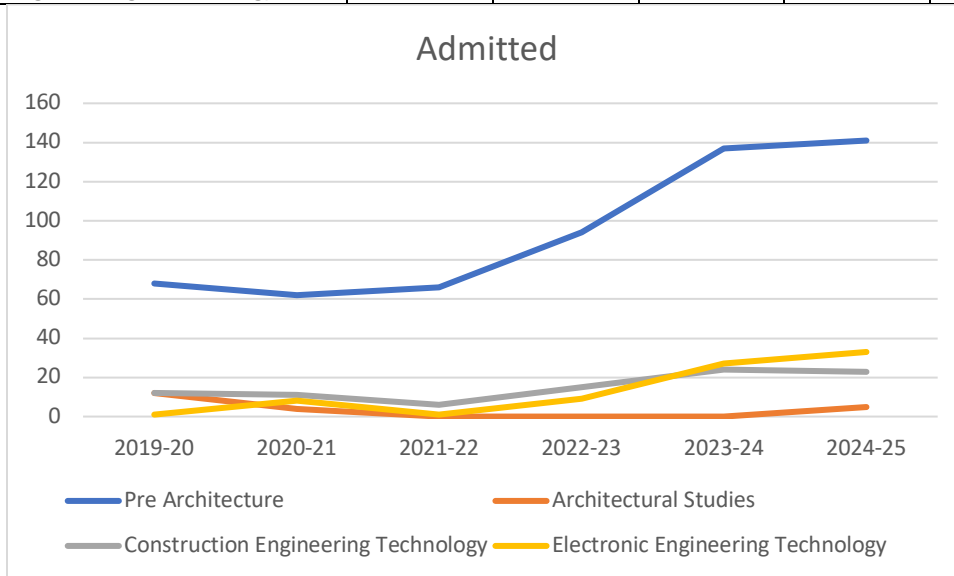
As indicated in the chart, applications for admissions has increased due of Florida A&M University has implemented the use of the common application process. The availability of more applications increased the opportunity for admitted students the possibly of enrollment.



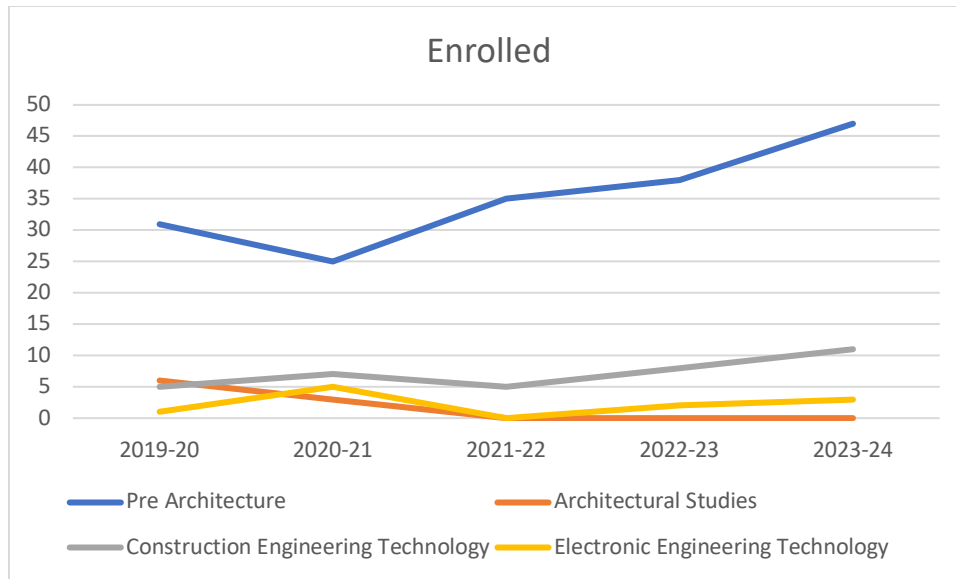
The School of Architecture and Engineering Technology (SAET) as a whole, has increased the number of admitted students and in turn increased the possibility of enrollment. For the most part, this statement can be applied across undergraduate programs, as shown below.



	Applied	2019-20	2020-21	2021-22	2022-23	2023-24	2024-25
70100	Pre Architecture	134	168	174	240	471	
71101	Architectural Studies	41	4	6	5	4	
71171	Architecture: 1st P	25	15	13	6	14	
71181	Architecture Grad	31	22	18	21	24	
71184	Facilities Management	5	5	4	4	5	
73102	Construction Engineering Technology	37	30	28	52	115	
73401	Electronic Engineering Technology	6	14	21	41	194	



	Admitted	2019-20	2020-21	2021-22	2022-23	2023-24	2024-25
70100	Pre Architecture	68	62	66	94	137	141
71101	Architectural Studies	12	4	0	0	0	5
71171	Architecture: 1st P	6	15	13	2	13	3
71181	Architecture Grad	14	17	14	19	23	0
71184	Facilities Management	1	3	4	3	4	0
73102	Construction Engineering Technology	12	11	6	15	24	23
73401	Electronic Engineering Technology	1	8	1	9	27	33



		2019-20	2020-21	2021-22	2022-23	2023-24	2024-25
70100	Pre Architecture	31	25	35	38	47	
71101	Architectural Studies	6	3	0	0	0	
71171	Architecture: 1st P	6	13	11	2	8	
71181	Architecture Grad	10	10	6	9	18	
71184	Facilities Management	0	1	2	2	2	
73102	Construction Engineering Technology	5	7	5	8	11	
73401	Electronic Engineering Technology	1	5	0	2	3	

School of Architecture and Engineering Technology (SAET) admit population.

SAET admit consist of 205 students with Pre-Architecture (70100)-140, Construction Engineering Technology (73102)-23, Electronic Engineering Technology (73401)-34, Architectural Studies (71101)-5, and Architecture 1st Professional (71171)-3.

SAET Summary									
	Admits	FTC	FCC	TRF	RAD	NDE	NDI	% Paid	Paid
70100	140	123	9	8	0	0	0	31.4%	44
73102	23	18	2	1	2	0	0	34.8%	8
73401	34	31	0	1	2	0	0	23.5%	8
71101	5	1	2	0	2	0	0	100%	5
71171	3	0	0	0	0	2	1	0%	0
Total	205	173	13	10	6	2	1	31.7%	65

Definitions

FTC - First Time in College
 FCC - Florida Community College Transfer
 TRF - Transfer
 RAD - Readmission

NDE -New Degree External (Second Bachelor's degree seeking)
 NDI - New Degree Internal (Second Bachelor's degree seeking)

Admits w/Admissions Deposits by Florida, Georgia Counties and Other States

The charts below show the counties and states students are located are based on undergraduate students who have paid their admissions deposit according to Admit Report dated 5.06.2024: Pre-Architecture (ARCH) - 123, Construction Engineering Technology (CET) - 18, and Electronic Engineering Technology (EET) - 31, totaling 172 First-Time in College (FTIC) students. The majority of out-of-State students are Architecture with two Construction and one Electronic Engineering Technology student.

Florida Counties	ARCH	CET	EET	Total
Bay		1		1
Broward	3	1	1	5
Duval	1			1
Hillsborough	1		1	2
Lake	1			1
Leon	1		1	2
Miami-Dade	3			3
Orange	3	1	1	5
Osceola	1			1
Pasco	1			1
Palm Beach	1		2	3
Volusia	1	1		2
	17	1		
			Totals	27

Georgia Counties	ARCH	CET	EET	Total
Clayton		1		1
Dekalb	1			1
Fulton	1		1	2
Henry	2			2
Muscogee	1			1
Newton	1	1		2

Other States	ARCH	CET	EET	Total
				9
Arkansas	1			1
Illinois	1			1
Indiana		1		1
Maryland	5			5
Michigan	2			2
New Jersey			1	1
South Carolina	2			2
Texas	1			1
			Total	14

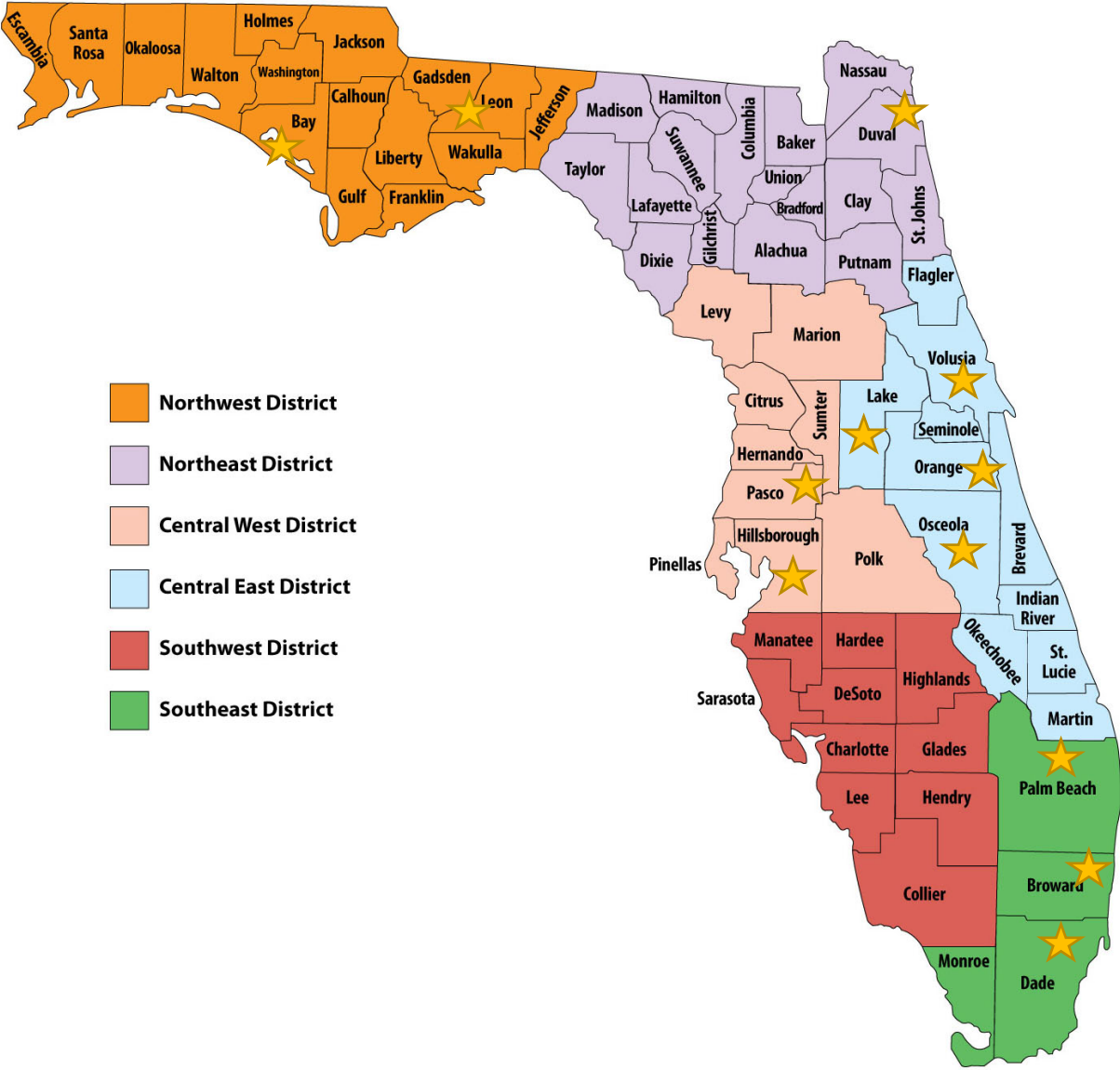
There are 31 SAET FTIC Admits who have paid the Admissions fee and housing deposit.

ARCH - 22

CET - 4

EET 5

Florida County Map



Expenditures

Summary

Recruitment and Outreach	10,313.25
Recruitment Materials*	\$9,830.20
Reimbursement	1,793.00
TOTAL	\$21,936.45

Pcard Expenditures

SAET Outreach	Hotel	Rental	Fuel	Air	Other	Supplies	External	
FALL 2023								
Aug-Sept	985.00	163.08	141.92					1,290.00
Sept-Oct	284.75	283.25	559.87	394.96	93.09	28.68		1,644.60
Oct-Nov	1371.44	352.53	201.08		143.83		83.96	2,152.84
Nov-Dec	1143.45	257.59			40.13			1,441.17
Subtotal								6,528.61
SPRING 2024								
Dec-Jan	208.96				34.52			243.48
Jan-Feb	77.25		96.17					173.42
Feb-Mar	479.22	103.00	567.09					1,149.31
Mar-Apr	304.30	128.75	51.59		53.27			537.91
Apr-May				323.96	552.11			876.07
May-Jun		154.50	80.00		56.00			290.5
Jun-Jul		346.95	125.00		42.00			513.95
Subtotal(s)	4854.37	1789.65	1822.72	718.92	1014.95	28.68	83.96	3,784.64
							Pcard	10,313.25
							TOTAL(s) External	83.96

Recruitment Material Expenditures

Item	Vendor	Quantity	Subtotal
10.5' Double Sided Flags w/ Indoor X-Stand: Full Color Graphics, Spike Base & Carrying Bag	FastSigns	2	809.00
Fabric Backdrop 8'x7.4': with End Caps - Printed Fabric, and Carry Case	FastSigns	1	377.50
Fabric Backdrop 8'x7.4': with End Caps - Includes Frame, Printed Fabric, and Carry Case	FastSigns	1	738.00
2,000 IDP SWIRLED COLOR SWIRLED COLOR TECHNIQUE	Awards4U	2000	590.00
Pennant, 12" x 30" White Felt Pennant, White with Full Color imprint and Red strip. Imprint Area: Pennant/Premium Felt 5"W x 12"H. W Template.	Richard A. Andrew	150/300	1791.50
33" x 81" Graphic Aluminum Retractable Hardware (Black) Carrying Bag; Standing Banner Layout 33x81 Images provide by	Macork Solutions	2	580.00

client			
Q13906 Heart Stress Reliever	Quality Logo Products	300	\$235.50
Q79844 Pricebuster Lanyard	Quality Logo Products	200	\$196.00
Q88259 Smooth Stadium Cup (16 Oz.) *Green 349c*	Quality Logo Products	300	\$189.00
Q88259 Smooth Stadium Cup (16 Oz.) *Orange 021c*	Quality Logo Products	300	\$189.00
Q55680 Surf Bottle with Push Pull Lid (20 Oz.)	Quality Logo Products	300	\$273.90
Dobot Magicians	In-Position Technologies	3	2,985.00
Tumblers(10), SAET Licence Plate(5), Hat (1), Dress Shirts(2), Hoodie (1), Sweat Jacket (1), Orange Polo (2)	KennyTee's		603.80
Q305 Hard Hat Stress Ball 200 \$1.360	Quality Logo Products		\$272.00
		TOTAL	\$9,830.20

Outreach And Recruitment Activities 2023-2024

DATE	EVENT	SCHOOL/LOCATION	CITY	ST	COUNTY	RATING
Saturday, September 9, 2023	FOOTBALL GAME	FAMU vs University of South Florida	Tampa	FL	Hillsborough	3
Monday, September 11, 2023	FLORIDA TOUR	Escambia Co Schools @ Pensacola State College (Pensacola Campus), 1000 College Blvd, Hartsell Arena, Bldg 3	Pensacola	FL	Escambia	4
Tuesday, September 12, 2023	FLORIDA TOUR	Sarasota Co. College Fair, Roberts Arena 3000 Ringling Blvd.	Sarasota	FL	Sarasota	3
Wednesday, September 13, 2023	FLORIDA TOUR	Fort Walton Beach HS, 400 Hollywood Blvd NW	Fort Walton Beach	FL	Okaloosa	3
3Wednesday, September 13, 2023	FLORIDA TOUR	Okaloosa Walton College Fair, Raider Arena 100 College Blvd. E.	Niceville	FL	Okaloosa	4
Thursday, September 14, 2023	FLORIDA TOUR	Bay Co. College Fair, Gulf Coast State College Panama City Campus	Panama City	FL	Bay	4
Friday, September 15, 2023	FLORIDA TOUR	North Bay Haven HS, 1 Buccaneer Dr.	Panama City	FL	Bay	4
Friday, September 15, 2023	FLORIDA TOUR	Bay High School College Fair, 1200 Harrison Ave., Panama City, FL 32401	Panama City	FL	Bay	4
Saturday, September 16, 2023	COLLEGE FAIR	Shorecrest Preparatory School -5101 1st St. NE, St. Petersburg, FL 33703	St. Petersburg	FL	Pinellas	3
Monday, September 18, 2023	COLLEGE FAIR	The Florida Tour Committee for Leon County and TCC-Tallahassee Community College Lifetime Sports Complex.	Tallahassee	FL	Leon	3
Thursday, September 21, 2023	FAMU Presidential Recruitment Tour	Florida State College @ Jacksonville, 3939 Roosevelt Blvd	Jacksonville	FL	Duval	4
Saturday, September 23, 2023	FOOTBALL GAME	FAMU vs Alabama State University	Tallahassee	FL	Leon	3
Friday, September 29, 2023	FAMU Private Visit	Somerset College Preparatory Academy, 725 NW California Blvd.	Port St. Lucie	FL	St. Lucie	3
Friday, September 29, 2023	FAMU Private Visit	Sebastian River HS, 9001 Shark Blvd	Sebastian	FL	Indian River	3
Monday, October 2, 2023	COLLEGE FAIR	Baker County High School College Fair-1 Wildcat Drive Glen St. Mary, FL 32040	St. Mary	FL	Baker	3
Monday, October 2, 2023	FLORIDA TOUR	Pinellas Co. College and Career Fair, Countryside HS 3000 State Road 580	Clearwater	FL	Pinellas	4
Monday, October 5, 2023	PRIVATE VISIT	Jones HS , 801 Rio Grande Ave. Orlando FL, 32805 - Lunch and Learn	Orlando	FL	Orange	4
Monday, October	PRIVATE	Blanche Ely, 1201 NW 6th Ave, – Lunch	Pompano	FL	Broward	4

6, 2023	VISIT	and Learn	Beach			
Monday, October 9, 2023	FLORIDA TOUR	Hernando Co. College Fair, Nature Coast Technical High School, 4057 California Street (OUTDOORS)	Brooksville	FL	<i>Hernando</i>	3
Tuesday, October 10, 2023	FLORIDA TOUR	Hillsborough County West College Fair Alonzo High School, 8302 Montague Street	Tampa	FL	<i>Hillsborough</i>	4
Wednesday, October 11, 2023	FLORIDA TOUR	Suncoast Community High School College Fair, 1717 Avenue S	Riviera Beach	FL	<i>Palm Beach</i>	4
Thursday, October 12, 2023	COLLEGE FAIR	Broward County Convention Center: 1950 Eisenhower Blvd, Fort Lauderdale, FL 33316	Fort Lauderdale	FL	<i>Broward</i>	4
Wednesday, October 25, 2023	COLLEGE FAIR	Rickards High School Career Fair	Tallahassee	FL	<i>Leon</i>	3
Wednesday, November 15, 2023	FAMU Presidential Recruitment Tour	SPC ST. PETERSBURG/GIBBS CAMPUS	St Petersburg	FL	<i>Pinellas</i>	4
Thursday, November 16, 2023	FAMU Presidential Recruitment Tour	Jefferson High School 4401 W Cypress St	Tampa	FL	<i>Hillsborough</i>	4
Friday, November 17, 2023	FAMU Presidential Recruitment Tour	Hyatt Regency Grand Cypress, One Grand Cypress Blvd	Orlando	FL	<i>Orange</i>	4
Wednesday, December 6, 2023	Private Visit	Tampa Bay Tech Lunch and Learn	Tampa	FL	<i>Hillsborough</i>	4
Thursday, February 1, 2024	COLLEGE FAIR	Leesburg High School-1401 Yellow Jacket Way, Leesburg, FL 34748	Leesburg	FL	<i>Lake</i>	3
Thursday, February 1, 2024	COLLEGE FAIR	1771 Tate Rd, Cantonment, FL 32533-DAY 1-Tate High School	Cantonment	FL	<i>Escambia</i>	4
February 1, 2024	COLLEGE FAIR	GCHS FAMU Day	Tallahassee	FL	<i>Leon</i>	3
Friday, February 2, 2024	COLLEGE FAIR	1771 Tate Rd, Cantonment, FL 32533-DAY 2-Tate High School	Cantonment	FL	<i>Escambia</i>	4
Friday, February 9, 2024	COLLEGE FAIR	College & Career Opportunity Fair!- Godby High School Gymnasium, 1717 W. Tharpe Street, Tallahassee, FL 32303	Tallahassee	FL	<i>Leon</i>	3
Friday, February 9, 2024	LLC/FTIC Field Trip	Universal Studios Orlando, 6000 Universal Blvd, Orlando, FL	Orlando	FL	<i>Orange</i>	4
Thursday, February 15, 2024	Plant Visit	Boeing the Building, 5400 International Blvd, North Charleston, SC 29418	North Charleston	SC	<i>Charleston</i>	4
Friday, February 16-17, 2024	Career Conference	Black Engineers Awards Conference, Baltimore, MD.	Baltimore	MD	<i>Baltimore</i>	4
Monday, February 27, 2024	FAMU DAY	Tallahassee Community College, 444 Appleyard Dr	Tallahassee	FL	<i>Leon</i>	4
Thursday, February 29, 2024	COLLEGE FAIR	Construction Career Day, 13611 Normandy Blvd,	Jacksonville	FL	<i>Duval</i>	4
Monday, March 4, 2024	FLORIDA TOUR	North Port High School 6400 W Price Blvd,	North Port	FL	<i>Sarasota</i>	2

		North Port, FL 34291 United States				
Monday, March 4, 2024	FLORIDA TOUR	Cardinal Mooney High School (GYM) 4171 Fruitville Rd, SARASOTA, FL 34232-1618 United States	Sarasota	FL	<i>Sarasota</i>	3
Monday, March 4, 2024	FLORIDA TOUR	Venice High School, 1 Indian Ave., Venice, FL 34285	Venice	FL	<i>Sarasota</i>	2
Tuesday, March 5, 2024	FLORIDA TOUR	Lemon Bay High School 2201 Placida Rd, Englewood, FL 34224 United States	Englewood	FL	<i>Sarasota</i>	2
Thursday, March 7, 2024	PRIVITE VISIT	Blanche Ely HS, Solar Car Fundraiser Banquet, Pompano Beach Cultural Arts Center 50 W. Atlantic Blvd	., Pompano Beach	FL	<i>Broward</i>	4
Thursday, April 4, 2024	FLORIDA TOUR	4906 Lyons Road Lake Worth, FL 33467- Dr. Joaquín García High School	Lake Work	FL	<i>Palm Beach</i>	4
Monday, April 15, 2024	FLORIDA TOUR	4875 Grandiflora Road Palm Beach Gardens, FL 33418- The Benjamin School	Palm Beach Gardens	FL	<i>Palm Beach</i>	4

Ratings Definition

The following ratings were given based on student participation, university support, knowledge of the program and interest.

4- These events support the university and are well attended with great potential for applicants. Recommended continuous recruitment for these events.

3- These events provide great exposure and opportunities for applicants. Recommended for future recruitment.

2- These events are well attended, but knowledge of programs was not high. Recommended area for future recruitment by selected target locations (High, Middle, and technical Schools).

1- These events had great hospitality, very informative, and a sincere interest in FAMU and SAET programs.

Rating Recommendation(s)

1. Assign a HIGH Priority (4) to all Leon County Events.
2. Assign a MID_HIGH Priority (3) to areas within 1.5 hours of Tallahassee. For example, visit the cluster Suwannee, Hamilton, Columbia, and Madison Counties.
3. Assign 3 to the JUCO's where existing articulation agreements exist.